

ADS 3000 TRIPLEWALL® PIPE SPECIFICATION

Scope

This specification describes 3- and 4-inch (75 and 100 mm) ADS 3000 TripleWall pipe for use in gravity-flow drainage and leach field applications.

Pipe Requirements

ADS 3000 TripleWall pipe shall have a smooth interior and exterior.

- 3- and 4-inch (75 and 100 mm) pipe shall meet the requirements of ASTM F810.
- Manning's "n" value for use in design shall not be less than 0.009.

Joint Performance

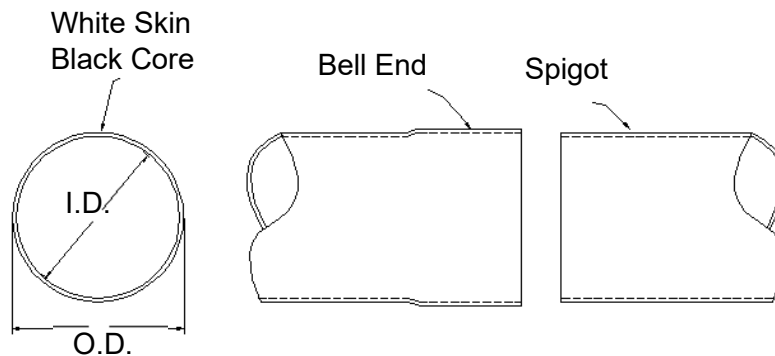
Pipe joints shall be bell-and-spigot. Bell ends shall be integrally formed on the pipe at one end to form a soil-tight connection.

Material Properties

Pipe material shall be high-density polyethylene conforming with the minimum requirements of cell classifications 424410C or E as defined and described in the latest version of ASTM D3350. The material formulation shall include recycled polyethylene.

Installation

For gravity-flow drainage applications, installation shall be in accordance with ASTM D2321 and ADS recommended installation guidelines with the exception that minimum cover in traffic areas shall be one foot (0.3 m). For leachfield applications, installation shall be in accordance with ASTM F481 and as regulated by regional, state, and local agencies. Proper authorization for specific applications and designs should be obtained prior to installation to ensure suitability in certain locales. Contact your local ADS representative or visit our website at www.ads-pipe.com for a copy of the installation guidelines.

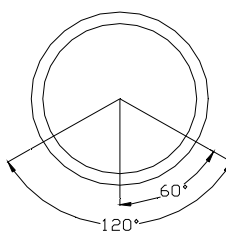


Perforation Options*

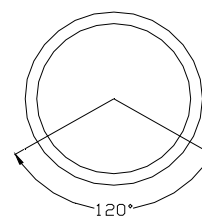
Nominal Diameter, in (mm)		
Nominal Pipe I.D.	3	4
in (mm)	(75)	(100)
Average Pipe I.D.	2.875	3.875
in (mm)	(73)	(98.5)
Average Pipe O.D.	3.250	4.215
in (mm)	(83)	(107)

*Perforation sizes are based on customer requirements and availability by region.

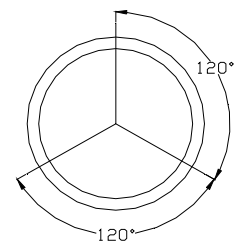
**All diameters available with or without perforations



Option 1:
3 Hole, 120°



Option 2:
2 Hole, 120°



Option 3:
3 Hole, 360°